



# **Aras Innovator 2024 Release**

## **Client Settings for Firefox on Mac**

*Document #: D-008092*

*Last Modified: 5/20/2024*

# Copyright Information

Copyright © 2024 Aras Corporation. All Rights Reserved.

Aras Corporation  
100 Brickstone Square  
Suite 100  
Andover, MA 01810  
**Phone:** 978-691-8900

**E-mail:** [support@aras.com](mailto:support@aras.com)

**Website:** <https://www.aras.com/>

## Notice of Rights

Copyright © 2024 by Aras Corporation and/or its affiliates. All rights reserved.

This document is protected by U.S. and international copyright laws and conventions. No copyright may be obscured or removed from this document. This document may not be modified or altered, or reproduced or transmitted in any form, without the explicit permission of the copyright holder.

Aras Innovator, Aras, and the Aras Corp "A" logo are registered trademarks of Aras Corporation in the United States and other countries.

All other trademarks referenced herein are the property of their respective owners.

## Notice of Liability

THIS DOCUMENT IS PROVIDED FOR INFORMATIONAL PURPOSES ONLY, AND THE CONTENTS HEREOF ARE SUBJECT TO CHANGE WITHOUT NOTICE. THE INFORMATION CONTAINED IN THIS DOCUMENT IS DISTRIBUTED ON AN "AS IS" BASIS, WITHOUT WARRANTY OF ANY KIND, EXPRESS OR IMPLIED, INCLUDING, BUT NOT LIMITED TO, THE IMPLIED WARRANTIES OF MERCHANTABILITY AND FITNESS FOR A PARTICULAR PURPOSE OR A WARRANTY OF NON-INFRINGEMENT. ARAS SHALL HAVE NO LIABILITY TO ANY PERSON OR ENTITY WITH RESPECT TO ANY LOSS OR DAMAGE CAUSED OR ALLEGED TO BE CAUSED DIRECTLY OR INDIRECTLY BY THE INFORMATION CONTAINED IN THIS DOCUMENT OR BY THE SOFTWARE OR HARDWARE PRODUCTS DESCRIBED HEREIN.

# Table of Contents

Send Us Your Comments .....	4
Document Conventions .....	5
<b>1 Client Configuration .....</b>	<b>6</b>
1.1 Installed Software.....	6
1.2 Required Settings.....	6
1.2.1 <i>Disable Automated Upgrades</i> .....	6
1.2.2 <i>Disable Pop-Up Blocker</i> .....	6
1.2.3 <i>Disable Browser Tabs Remote Autostart</i> .....	7
1.2.4 <i>Enable Browser Caching</i> .....	7
1.3 Aras PDF Viewer.....	8

## Send Us Your Comments

---

Aras Corporation welcomes your comments and suggestions on the quality and usefulness of this document. Your input is an important part of the information used for future revisions.

- Did you find any errors?
- Is the information clearly presented?
- Do you need more information? If so, where and what level of detail?
- Are the examples correct? Do you need more examples?
- What features did you like most?

If you find any errors or have any other suggestions for improvement, indicate the document title, and the chapter, section, and page number (if available).

You can send comments to us in the following ways:

**Email:**

[TechDocs@aras.com](mailto:TechDocs@aras.com)

Subject: Aras Product Documentation

Or,

**Postal service:**

Aras Corporation  
100 Brickstone Square  
Suite 100  
Andover, MA 01810  
Attention: Aras Technical Documentation

If you would like a reply, provide your name, email address, address, and telephone number.

If you have usage issues with the software, visit <https://www.aras.com/support>

# Document Conventions

---

The following table highlights the document conventions used in the document:

Convention	Description
<b>Bold</b>	Emphasizes the names of menu items, dialog boxes, dialog box elements, and commands. Example: Click <b>OK</b> .
Code	Code examples appear in <code>courier</code> font. It may represent text you type or data you read.
<code>Yellow highlight</code>	Code highlighted in yellow draws attention to the code that is being indicated in the content.
<code>Yellow highlight with red text</code>	Red text highlighted in yellow indicates the code parameter that needs to be changed or replaced.
<i>Italics</i>	Reference to other documents.
<b>Note:</b>	Notes contain additional useful information.
<b>Warning</b>	Warnings contain important information. Pay special attention to information highlighted this way.
Successive menu choices	Successive menu choices may appear with a greater than sign (-->) between the items that you will select consecutively. Example: Navigate to <b>File --&gt; Save --&gt; OK</b> .

# 1 Client Configuration

---

Specific settings for Mozilla Firefox are recommended for use with Aras Innovator and are outlined in this document. These settings are based on the current documentation provided by Mozilla and may be subject to change at any time by Mozilla. Aras is not responsible for Mozilla Firefox, so any further questions on its use or issues arising from the usage of Mozilla Firefox should be directed to Mozilla.

## 1.1 Installed Software

This release of Aras Innovator supports the use of Firefox 102 ESR or 115 ESR.

## 1.2 Required Settings

Administrative rights may be needed to perform the instructions outlined below. These settings are required and recommended to enhance the user workflow.

### 1.2.1 Disable Automated Upgrades

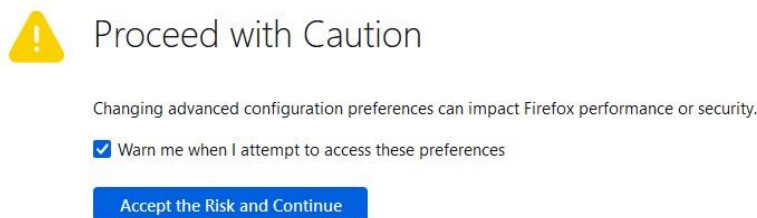
The following steps outline the process to disable automated Firefox upgrades:

1. Open **Mozilla Firefox** and navigate to **Settings**.
2. Scroll down to the **Firefox Updates** section and click **Never check for updates**.

### 1.2.2 Disable Pop-Up Blocker

The following steps outline the process to disable the Firefox pop-up blocker:

1. Open the **Aras Innovator** login page and copy the **URL**.
2. Open **Mozilla Firefox** and navigate to **Settings**.
3. Select **Privacy and Security**.
4. Deselect **Block pop-up windows**.
5. Click **Exceptions** and paste the **Aras Innovator URL** into the **Address of website** field.
6. Click **Save Changes**.
7. Search for **about:config** from **Mozilla Firefox**. The following message appears:



8. Click **Accept the Risk and Continue**.
9. Click **Show All**.

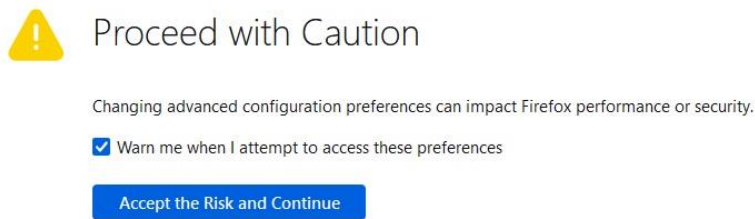
10. Search for **dom.popup\_maximum** and click to toggle the setting to **false**.



### 1.2.3 Disable Browser Tabs Remote Autostart

The following steps outline the process to disable **browser.tabs.remote.autostart**:

1. Open **Mozilla Firefox** and search for **about:config**. The following message appears:



2. Click **Accept the Risk and Continue**.

3. Click **Show All**.

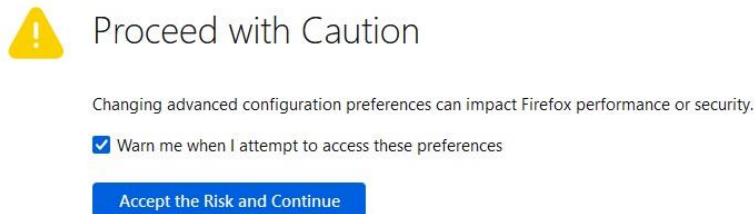
4. Search for **browser.tabs.remote.autostart** and click to toggle the setting to **false**.



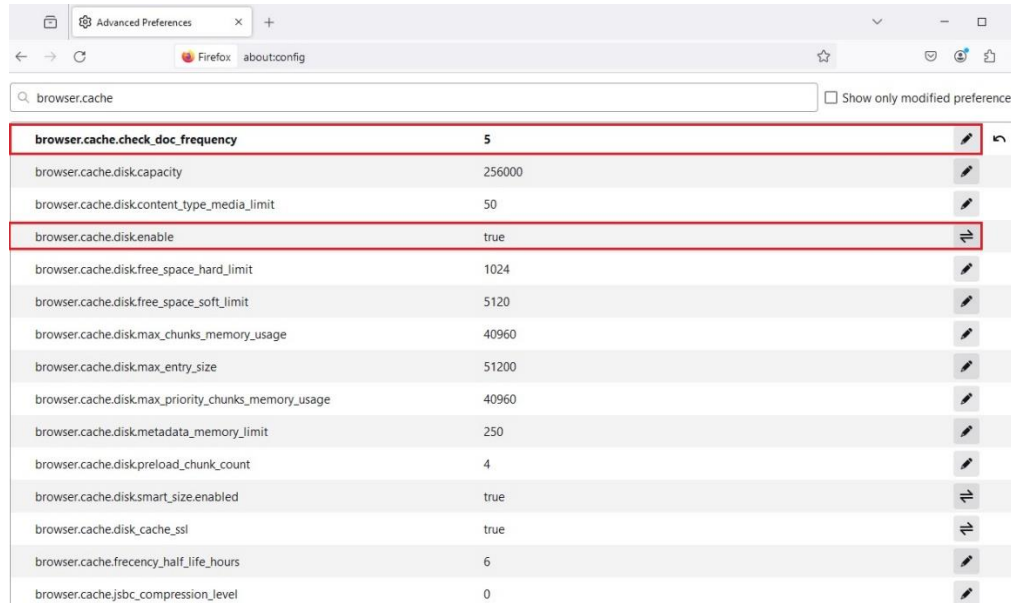
### 1.2.4 Enable Browser Caching

The following steps outline the process to enable Firefox browser caching:

1. Search for **about:config** from **Mozilla Firefox**. The following message appears:



2. Click **Accept the Risk and Continue**.
3. Click **Show All**.
4. Search for **browser.cache**. Increase the **browser.cache.check\_doc\_frequency** and verify **browser.cache.disk.enable** is toggled to **true**.



## 1.3 Aras PDF Viewer

Aras PDF Viewer is a feature included in Aras Innovator to display PDF documents as part of the Visual Collaboration feature. The technology used to make the feature display PDFs is browser specific. Users may experience differences in behavior when loading PDF files in Firefox vs Chrome or Edge. While all browsers provide the same functionality, users' experience will be slightly different.